

## 2.12 SATB Part Writing 7: Summary Checklist

This summary list doesn't cover everything on topics 2.1 through 2.10, but it covers the most common part writing errors. See 2.1 through 2.10 for details and examples. Go through this checklist **after every chord as you work**, not after you have finished the entire exercise! Soon it will become second nature to you.

### **1. Check "U58" (Fiendish Five, part 1)**

*5ths, 8ves, Unisons: Parallel, Contrary, Direct (see 2.6)*

- Parallel U/5/8s; also check unequal fifths (=unstylish if diminished 5<sup>th</sup> to P5 involving the bass)
- Contrary motion (5ths by contrary motion, 8ves by contrary motion, 8ve to U by contrary motion)
- Direct 5ths/8ves (also called Hidden 5ths/8ves)

### **2. Fix "Spoiled Brats" (Fiendish Five, part 2)**

*Tendency Tones (see 2.6, 2.7)*

- LTs: write in LT for minor keys.
- Resolve tendency tones (LT, 7ths of chords, lowered second step for N, etc.)

### **3. Drink a SODA**

*Spacing:* Voices in order top to bottom and spacing of octave or less S to A, A to T; see 2.5.

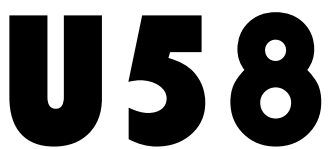



*Overlap:* Don't go above/below the prior note of adjacent voices; see 2.7.

*Doubling:* Double **bass** for root pos. and 6/4s; don't double LT; double 3<sup>rd</sup> for vi/VI in V-VI or V-vi (2.7).

*Augmented:* Avoid augmented melodic intervals, esp. minor 6<sup>th</sup> scale step up to LT in minor and fourth scale step leaping up to LT in major or minor keys (2.7).

### **4. CPAP Machine (6/4 chords)**

Know the 4 standard voice-leading paradigms (see 2.9): **C**adential, **P**assing, **A**rpeggio, **P**edal  
(CPAP = continuous positive airway pressure machine, used to treat a type sleep apnea, a snoring issue.)

			
1. Check U-5-8	2. Spoiled Brats!	3. Drink a SODA	4. CPAP for 6/4s